TELAIO AS
Scala 1:50

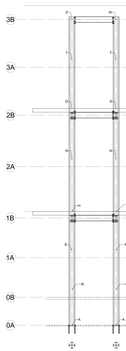

TELAIO 1S
Scala 1:50

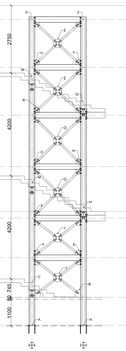

TELAIO BS
Scala 1:50

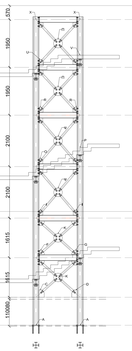

TELAIO 2S
Scala 1:50

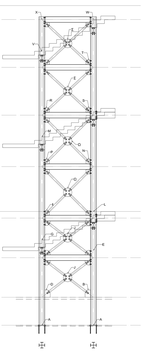

PIANTA LIVELLO 0A
Scala 1:50

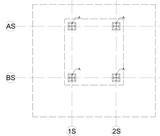

PIANTA LIVELLO 1A
Scala 1:50

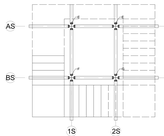

PIANTA LIVELLO 2A
Scala 1:50

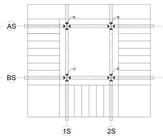

PIANTA LIVELLO 3A
Scala 1:50

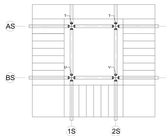

PIANTA LIVELLO 0B
Scala 1:50

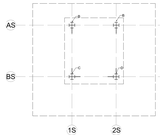

PIANTA LIVELLO 1B
Scala 1:50

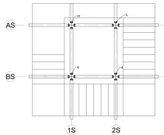

PIANTA LIVELLO 2B
Scala 1:50

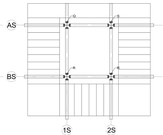

PIANTA LIVELLO 3B
Scala 1:50

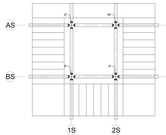

COLLEGAMENTO Ω
Scala 1:10

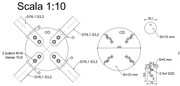

COLLEGAMENTO Ψ
Scala 1:10

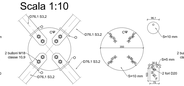

COLLEGAMENTO Σ
Scala 1:10

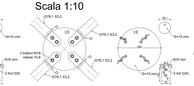

COLLEGAMENTO Π
Scala 1:10

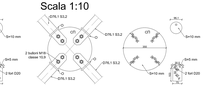

LIVELLO 0A

COLLEGAMENTO A
Scala 1:10

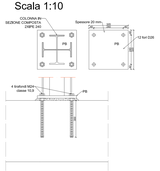

COLLEGAMENTO M
Scala 1:10

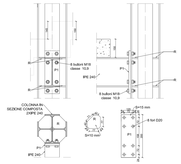

COLLEGAMENTO J
Scala 1:10

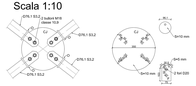

COLLEGAMENTO K
Scala 1:10

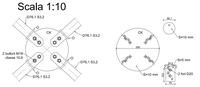

LIVELLO 0B

COLLEGAMENTO B
Scala 1:10

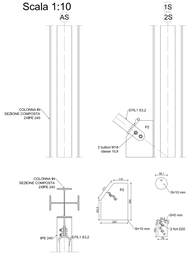

COLLEGAMENTO C
Scala 1:10

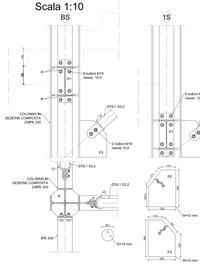

COLLEGAMENTO D
Scala 1:10

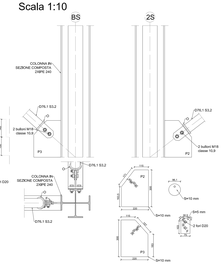

LIVELLO 1A

COLLEGAMENTO E
Scala 1:10

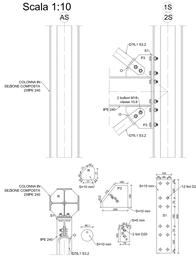

COLLEGAMENTO F
Scala 1:10

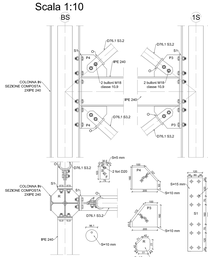

COLLEGAMENTO G
Scala 1:10

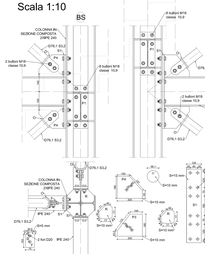

LIVELLO 1B

COLLEGAMENTO H
Scala 1:10

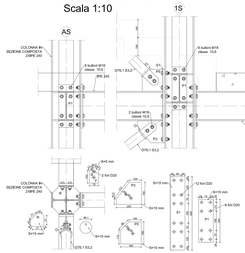

COLLEGAMENTO I
Scala 1:10

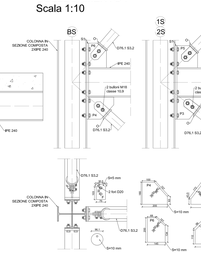

COLLEGAMENTO L
Scala 1:10

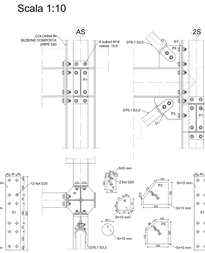

LIVELLO 2A

COLLEGAMENTO N
Scala 1:10

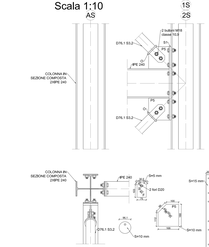

COLLEGAMENTO O
Scala 1:10

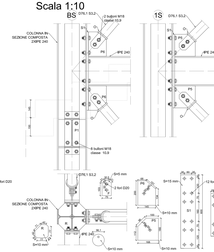

COLLEGAMENTO P
Scala 1:10

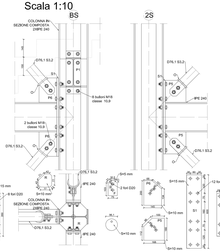

LIVELLO 2B

COLLEGAMENTO Q
Scala 1:10

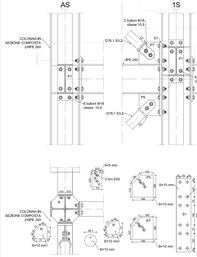

COLLEGAMENTO R
Scala 1:10

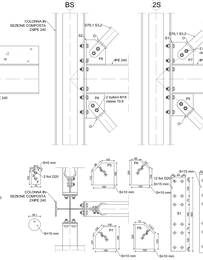

COLLEGAMENTO S
Scala 1:10

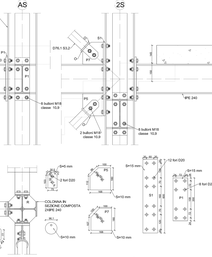

LIVELLO 3A

COLLEGAMENTO T
Scala 1:10

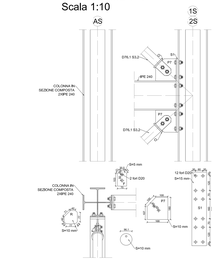

COLLEGAMENTO U
Scala 1:10

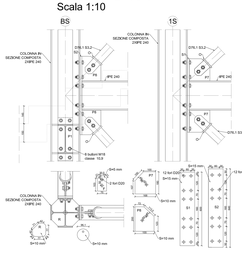

COLLEGAMENTO V
Scala 1:10

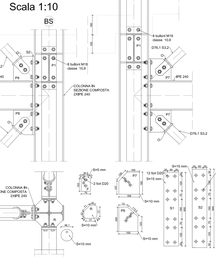

LIVELLO 3B

COLLEGAMENTO Z
Scala 1:10

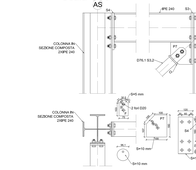

COLLEGAMENTO X
Scala 1:10

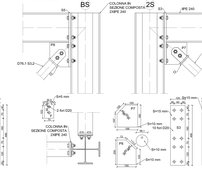

COLLEGAMENTO W
Scala 1:10

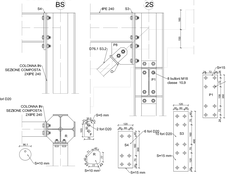

MATERIALI IMPIEGATI E TABELLA RIEPILOGATIVA

STRUTTURE IN ACCIAIO (EN10025-2004, EN10025-6:2004, EN10025-5:2004)

- Profilati aventi a vista anche la classe 1
- Profili laminati a caldo S355J0
- Profili cavi rettangolari a freddo S355J0H
- Bulloni Bulloni classe 10.9 (UNI EN 15048-1: 15 UNI EN ISO 898-1)
- Dadi classe 10 (UNI EN 15048-1)
- Bullonati per giunti ad attrito di tipo HV-R2, secondo EN 14399-4 EN 15048-2

(Bullonatura superiore, classe di resistenza UNI 10844:2000)

NOTE GENERALI

- COLLEGAMENTI SU CONTROLLO
- 1. Trattamento alla sabbiatura + 1 mano
- 2. Trattamento alla sabbiatura + 2 mani
- 3. Collegamento con bulloni ad attrito (classe 8.8 secondo EN 14399-4 ed UNI EN 15048-2)
- 4. Collegamento con bulloni ad attrito (classe 10.9 secondo EN 14399-4 ed UNI EN 15048-2)
- 5. Prima della messa in produzione delle carpenterie tutte le misure in loro sono da verificare sulla costruzione e, a discrezione esclusiva dell'appaltatore si può ottemperare alla prescrizione.

PRESCRIZIONI STRUTTURE IN ACCIAIO

- La saldatura in condizioni ambientali diverse rispetto quanto prescritto dalle norme UNI EN ISO 4063:2001 e UNI EN ISO 15614-1:2005 in quella in cantiere (fuori dalla officina) essere eseguita sempre con filo pieno con o (ad) (ossido) e secondo delle prescrizioni di cui alla UNI EN 1011-1 e UNI EN 1011-2 secondo quanto dalle utilizzata non non specificatamente indicato.
- Al termine del loro utilizzo tutte le bullonerie dovrà rispettare quanto indicato dalla EN 15048-2

DETTAGLIO SALDATURE A COMPLETA PENETRAZIONE

Nominal bolt or pin diameter d [mm]	12	14	16	18	20	22	24	27 and greater
Normal round holes ⁽¹⁾	1	2	2	3	3	4	4	5
Oversize round holes	3		4		6		8	9
Short slotted holes (on the length) ⁽¹⁾	4		5		6		8	10
Long slotted holes (on the length) ⁽¹⁾			1.5 d					

UNIVERSITA' DEGLI STUDI DI SALERNO
AREA VI - Risorse Strumentali - Ufficio Tecnici
Research Fund for Coal and Steel
RFCS-02-2020 Grant Agreement 101034615

DREAMERS

Design REsearch, implementation And Monitoring of Emerging technologies for a new generation of Resilient Steel buildings

REALIZZAZIONE EDIFICIO C3 - Campus di Fisciano

PROGETTO ESECUTIVO

Architettonico	Arch. Roberto Bordallo Arch. Francesco Cipriano
Sistema di facciata e oscuramento esterno	Arch. Fiorella Ferrara (tiersuitto s.r.l.)
Impianti Idrici - Scarico e Antincendio	Ing. Alessandro Vitale Ing. Alfonso Pisano
Impianti Elettrici e Speciali	Ing. Roberto Campagna Ing. Michele Petrosilli
Impianti Meccanici Consulenza Impianti Meccanici: Ing. Renzo Carlapesa - Ing. Giuseppe Sorrentino - Arch. Amelia De Marco	Ing. Fabrizio Finanza
Impianti Gas Tecnici	Ing. Valentino Vitale
Impianti Rete Dati	Ing. Salvatore Fiorentino Geom. Vincenzo Ingala
Strutture Consulenza strutturale: Prof. Ing. Massimo Latour - Prof. Ing. Gianluca Lacorata - Prof. Ing. Elena Nuciti - Prof. Ing. Giuseppe Mancano	Prof. Ing. Massimo Latour Prof. Ing. Elena Nuciti Prof. Ing. Giuseppe Mancano
Consulti e Stime	Arch. Adelle Da Martino Geom. Michele Libano Geom. Gerardo Ferrara
Pratiche VV.F., acustica ed ASL	Ing. Cornelio Montefusco
Coordinatore per la sicurezza in fase di progettazione e manutenzione opera	Ing. Alfredo Landi
Collaudatore statico e tecnico-amministrativo	Prof. Ing. Rosario Montuori
Responsabile del Procedimento	Ing. Nicola Galeno

TAVOLA	DESCRIZIONE ELABORATO	SCALA
ST_2	SCALA – Piante, prospetti e dettagli	Varie

REV. N.	DATA	MOTIVO DELLA EMISSIONE	ELABORATO DA
2	26.1.23		

RIF. PRATICA: GENIO A PROGETTO Geom. Di Luigi 50/2006

DATA:

UNITÀ DI VERIFICA
Ing Pantaleone Aufiero
Geom. Giovanni Sabia

AREA VI - Risorse Strumentali - Ufficio Tecnici di Genio in processo dell'sistema di Gestione per la qualità conforme alla UNI EN ISO 9001:2015 Certificato CSQ n.9175.ROQ Scopo: Progettazione e Direzione Lavori per la realizzazione di lavori pubblici, servizi tecnici e di tutela ambientale, in quanto legate alla propria stazione appaltante

A TERMINI DI LEGGE IL PRESENTE ELABORATO NON POTRA' ESSERE RIPRODOTTO E COMUNICATO A TERZI SENZA AUTORIZZAZIONE